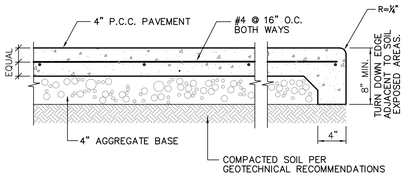

NOTES:

1 – PORTLAND CEMENT CONCRETE, fc=2500 psi, W/C RATIO 0.5 MAX.
2 – EXPANSION JOINTS–PER DETAIL 2 HEREON. SPACING – 32' O.C. OR LESS TO FIT WITH CONTROL JOINT SPACING PER DETAIL 3 HEREON.
3 – CONTROL JOINTS – PER DETAIL 2 HEREON. SPACING – THE WIDTH OF THE WALKWAY OR PER TABLE ON DETAIL 2 HEREON (WHICHEVER IS LESS).

PEDESTRIAN CONCRETE WALKWAY

SCALE: NO SCALE | 1

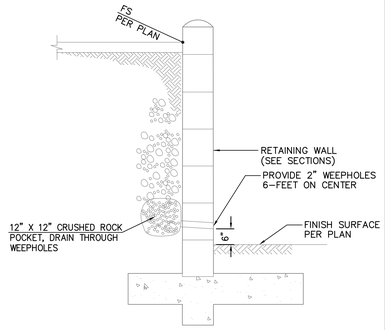

TYPICAL WALL DRAINAGE DETAIL

SCALE: NO SCALE | 4

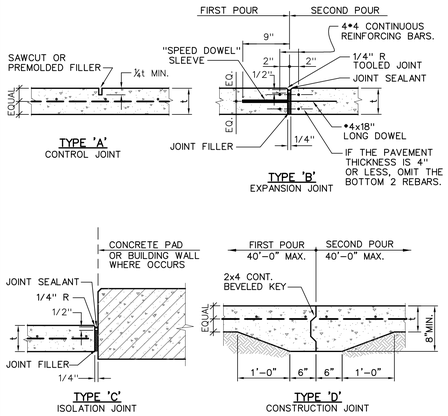

SUGGESTED SPACING OF CONTROL JOINTS

PAVEMENT/SLAB TICKNESS (IN)	LESS THAN 3/4 INCH AGGREGATE: SPACING (FT)	LARGER THAN 3/4 INCH AGGREGATE: SPACING (FT)
3	4	6
4	8	10
5	10	13
6	12	15
7	14	18
8	16	20
9	18	23
10	20	25

* GIVEN SPACING ALSO APPLY TO THE DISTANCE FROM CONTROL JOINTS TO PARALLEL ISOLATION JOINTS OR TO PARALLEL EXPANSION JOINTS.

NOTES:

1. SEE SPECIFICATIONS FOR TYPE OF JOINT SEALANT AND JOINT FILLER.
2. PLACE 18" LONG #4 DOWELS AT 24" O.C. (TYPE 'B' ONLY)
3. SPACING OF JOINTS PER TABLE HEREON UNLESS NOTED OTHERWISE ON THE PAVEMENT DETAIL.
4. STOP SLAB REINFORCING AT EXPANSION JOINT.

CONSTRUCTION JOINTS

SCALE: NO SCALE | 2

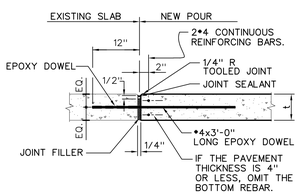

NOTES:

1. SEE SPECIFICATIONS FOR TYPE OF JOINT SEALANT AND JOINT FILLER.
2. PLACE THE DOWELS AT 24" O.C. (2 DOWELS MIN.)
3. 12" MAX. BETWEEN THE CONCRETE EDGE AND THE FIRST DOWEL.

CONSTRUCTION JOINT AT (E) CONC.

SCALE: NO SCALE | 3

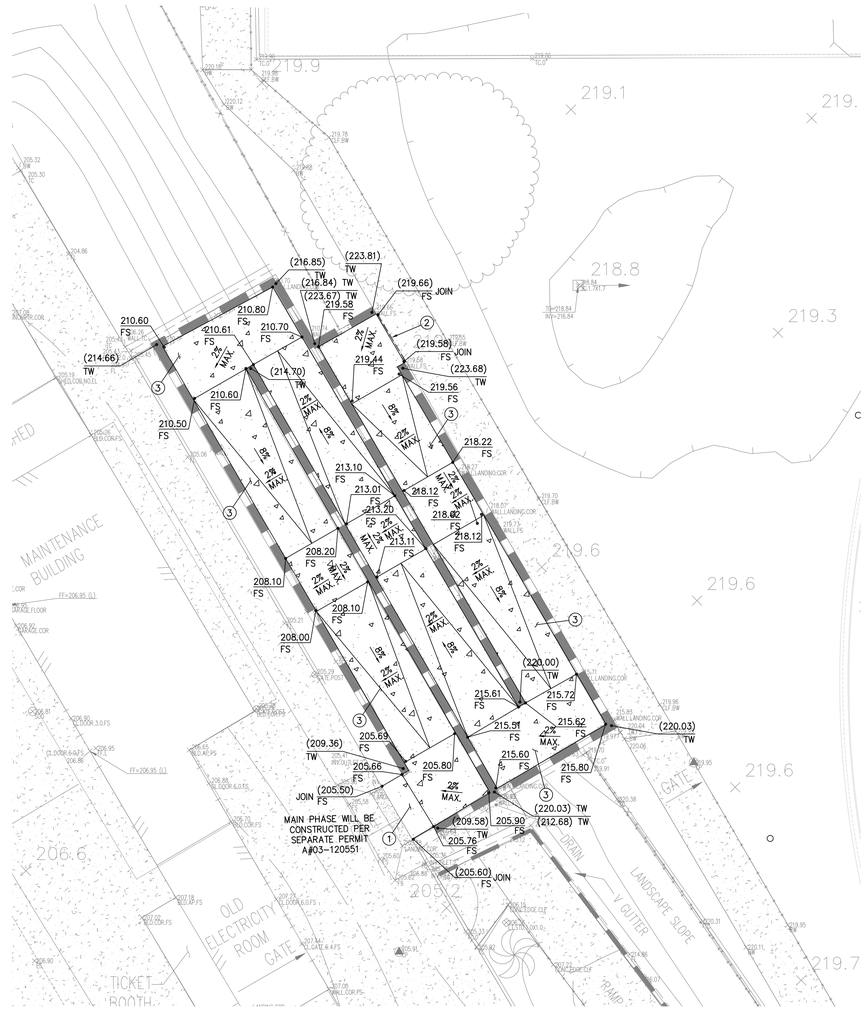

CONSTRUCTION NOTES:

1. CONSTRUCT PEDESTRIAN CONCRETE PAVEMENT PER DETAIL 1 HEREON.
2. SAWCUT AND JOIN FLUSH EXISTING CONCRETE PAVEMENT PER DETAIL 3 HEREON.
3. CONSTRUCT CONCRETE PAVEMENT PER STRUCTURAL PLANS.

NORTH

PRECISE GRADING PLAN

0' 5' 10' 20'
GRAPHIC SCALE : 1"=10'

PAVEMENT LEGEND

NEW CONCRETE

NOTE TO CONTRACTOR:

CONTRACTOR TO REFER TO BLEACHER PLANS FOR BLEACHER FOUNDATION PIERS LOCATION.

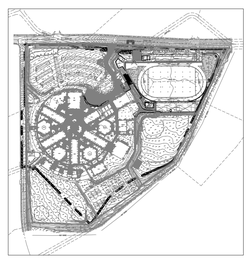

NORTH

KEY MAP

GRAPHIC SCALE : 1"=500'

IDENTIFICATION STAMP
DIV. OF THE STATE ARCHITECT
APP: 03-120869 INC:
REVIEWED FOR
SS ☑ FLS ☑ ACS ☑
DATE: 11/25/2020

REVISIONS

BRANDOW & JOHNSTON
STRUCTURAL•CIVIL ENGINEERS (B&J HBK, INC.)
700 S FLOWER ST #1800, LOS ANGELES, CA 90017
T. (213) 596-4500
WWW.B-JSEC.COM
EST. 1946
B&J PROJECT # C19-0008

REGISTERED PROFESSIONAL ENGINEER
Edward S. Wong
No.C80534
CIVIL
State of California

LICENSED ARCHITECT
HELENA L. JUBANY
No. C22214
Exp. 5-31-20
STATE OF CALIFORNIA

NOT FOR CONSTRUCTION

NORWALK LA MIRADA UNIFIED SCHOOL DISTRCT

LA MIRADA HIGH SCHOOL EXISTING RAMP & RETAINING WALLS REHABILITATION PROJECT

13520 ADELFA DRIVE, LA MIRADA, CA, 90638

DSA # 03-120869

NAC ARCHITECTURE

NAC NO. 161-19015
DATE 7/16/2020

DSA SUBMISSION

PRECISE GRADING PLAN

C3.01

© 2015 NAC,Inc.

H:\C19-0037 – NAC – NLMUSD La Mirada HS\Engineering\Drawings\DSA Ramp\C3.01gr.dwg Plotted On Dec 03, 2020-10:54am by bnguyen